

CYLINDER VALVE RGS-MAM-02-ST


Direct low pressure (DLP)

Description


The cylinder valve RGS-MAM-02-ST has been designed for direct systems with HFC-227ea. Its function is to allow the passage of the extinguishing agent to the SIEX™trace tube.

Each valve includes the following elements:

- Burst disc to relieve pressure in case of needed.
- Port to connect the pressure gauge or pressure gauge with switch contact.
- Port to connect mini ball valve or mini piston valve.

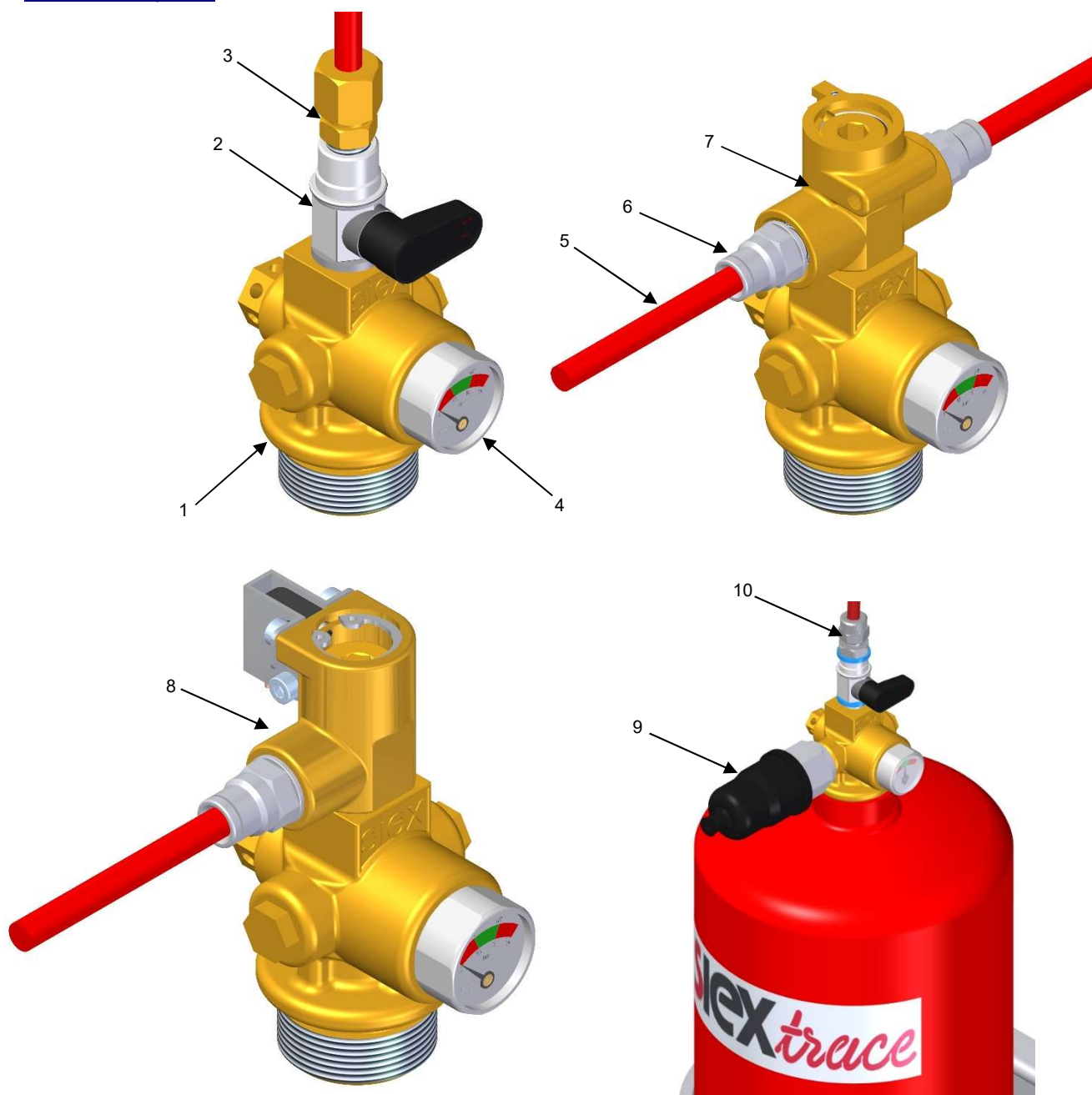


Technical information



Denomination	CYLINDER VALVE
Part number	RGS-MAM-02-ST
System	DLP
Material	Brass
Connection to pressure gauge	1/8" NPT or M10x1 (female thread)
Connection to pressure switch	1/8" NPT (female thread)
Connection to the cylinder	W28.8x1/14" or M30X1,5 (male thread)
Thread of bursting disc cap	1/4" BSP (thread)
Working pressure	362psi (25bar)
Working temperature	-4°F to 122°F (- 20°C to 50°C)

Installation options



N°	Denomination	Type
1	Cylinder valve	RGS-MAM-02-ST
2	Mini ball valve	STT-BVX-ØX
3	Straight Racor	STB-R-Ø6
4	Pressure gauge	UF40X-XXX
5	SIEX™trace tubing	STNT
6	Straight fitting	STQ-RX-Ø3
7	Mini piston valve	STT-PV2-Ø3
8	Mini piston valve	STT-PV1-Ø3
9	Pressure gauge	PROPENA / PROPENC
10	Straight fitting	STS-R-Ø3

Working:

The RGS-MAM-02-ST container valves are of a high flow and quick opening and they're specially designed for its use for fire protection.

Valve incorporates the following elements:

- Burst disc to relieve pressure in case of needed.
- Port to connect the pressure gauge or pressure gauge with switch contact.
- Port to connect mini ball valve or mini piston valve.

Safety:

User's or installers of this valve must be sure that the use and application of this product meets all national and local standards. SIEX 2001, S.L. doesn't give any warranty for the function of any non-approved use or application. Any personnel who may use this product must be familiar with these instructions and any other product's instruction or guide.

This is a high-pressure valve to be used in fixed extinguishing installations HFC-227ea.

The following instructions must be incorporated in every product guide or instruction. Not following any instruction or warning included in this guide or any product label may cause a serious damage to human life, materials or both of them.

CE and π marking:

SIEX 2001, S.L. as pressure equipment supplier for fixed extinguish systems, gets the CE marking of their equipment following the standards about pressured systems 2014 / 68 / UE directive and π marking according to requirements of the Transportable Pressured Equipment Board 2010 / 35 / CE. Both CE marking and marking belong to fixed fire protection system with gaseous agent, formed by a cylinder, valve, bursting disc and valve protection elements.

The CE marking under evaluation procedure of conformity MODULO H1 of the Directive CE-PED-H1 (full recognized of quality with special design and vigilance control of final verification). The π marking according to the approval assessment process MODULO H1 of the Directive CE-TPED-H1D (full recognized quality with design check and supervision of the final trial check).

Any other handling (bottle, valve, bursting disc or valve protection elements) not doing by SIEX will cancel the marking.

Do not remove the (CE-0056) marking label placed on the valve, or π marking on the cylinder.

Obligatory performance requirements:

- Before assembly the valve to the cylinder, check the valve condition (cleanliness, thread condition), please get informed about the standards and legislation about safety applicable to valves and gas.

- Most of defects come because of dust.

- Without a written authorization from our Technical Department it is forbidden any other application.

- Do not dismantle any valve.

- Do not lubricate.

- Do not remove the valve from the cylinder while there is pressure.

- Check that different components are in good conditions and that they are compatible with HFC-227ea, also that pressure isn't higher than the one specified in the bottle and finally, that consume is correct.

- Necessary precautions:

- Respect this instruction guide.
- Customer must be sure about the components functions after assembly.
- Customer must inform us about any incident and it's your responsibility to send back any faulty valve to our installations in order to check it.

- Valves must be storage in a stockroom to room temperature (not below -4°F (-20°C) not above 122°F (50°C)) in the original bottle.

- Valves must not suffer violent damages, a distorted valve or with holes or defects cannot be used at all.

- **Do not expose the valve to a flame!**

- **Do not modify the marking.**

- **SIEX 2001 S.L. does not give any warranty** if product is used for any other use than the one has been designed for.
- Final customer must meet strictly and compulsorily the standard, the regulations and the different applicable prescriptions incorrect assemble or wrong maintenance.
- Customer is responsible for the accident or personal material or non-material, direct or indirect damage caused by the incorrect assemble or wrong maintenance.
- If valve is equipped with a pressure gauge, this cannot be used to indicate the filling of the bottle.
- Customer must warrant the correct transport and handing of the bottle. **SIEX 2001 S.L. does not give any warranty** if product is transported or handed under the wrong conditions, or if the original cylinder is damaged or broken. Customer must inform **SIEX 2001 S.L.** in case of any of the above-mentioned suppositions.
- Connection of any device to the outlet port of valve must be compatible HFC-227ea.
- Valve must not be exposed to sparks (electrical devices, etc...).
- **Do not smoke close to a pressurized valve!**
- The gas supplier is responsible of the bottle, this means free of grease or plastic / metallic particles.
- Keep the product out of reach of children.

Warning

WARNING: This device is manufactured and approved to be used in fixed extinguishing installations with HFC-227ea. These products are not designed for other use or purpose. If product user has any doubt regarding the application or product use, please contact +34 947 28 11 08. Every not approved use or application or / and any other not approved modification of the product or its function may cause serious accidents or / and personal damages. SIEX 2001 is not responsible for any non-approved use of the application.

IMPORTANT: SIEX 2001 reserves the right to change or modify without previous notice any data or specification due to changes or modification in order to improve the products presented.